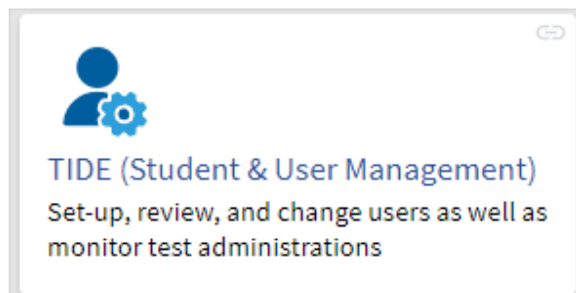


# ClearSight

## August 2020 What Is New?

- I. New Portal Design ([quick guide tour here](#))
  - A. [New Home Page](#)
    1. Public focus and Announcements
  - B. ACTIONS Page – All systems are here
    1. This is where regular users will most frequently visit.
      - a) TIDE (Student and User Management)
      - b) Test Administration
      - c) Reporting
      - d) Author/Create
      - e) Practice Test Administration
      - f) Checkpoint Previewing System
- II. TIDE System (Student and User Management)
  - A. [Solution for One Rostering through ClassLink](#)
  - B. Participation Reports will include Educator-Authored tests.
  - C. Universal Student Eligibility
    1. Students can take any grade test, as long as a teacher has provided a Session ID.
    2. Allows for easy previous-grade testing for assessing learning gaps from spring 2020.



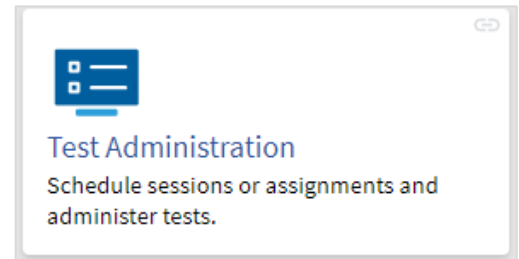
### ClearSight Portal Home Page

### ClearSight Actions Page

### III. Test Administration System (TAS)

#### A. New Forms Called Checkpoints

1. 3 – 6 forms available per grades 3 – HS per subject and topic for ELA and Math
  - a) 2 of these forms are brand new with a 3<sup>rd</sup> coming this school year
  - b) Previous Benchmark forms are now available as Checkpoints.
  - c) All forms with same name share a similar blueprint, meaning they test the same reporting category and about the same number of items.
2. Former Benchmarks are now called Checkpoints
  - a) Cross-walk document available upon request from Sales Representatives or Help Desk.
  - b) Previously tested Benchmarks (prior School Years) will preserve Benchmark names in TIDE and Reporting
3. Scores provided for Checkpoints will be % Correct and Raw Score – more useful for shorter tests with focus on one reporting category.



#### B. Flexible **Assignment** Testing Option available – Allows **Remote** testing

1. Secure Browser download *does not have to be* used – Open Browser like Chrome, or Firefox can be used instead
2. Devices that can be used (with internet connection)
  - a) School-owned laptop, desktop, or tablet, including Chromebooks
  - b) Student/Family – owned laptop, desktop, or tablet
3. Multiple sessions can be set in advance or one at a time
  - a) Each session requires a date range – this is when students can access the session.
  - b) Session ids will be available to teacher in the Test Administration landing page.
4. NO proctoring required, meaning:
  - a) No approvals needed
  - b) Pause rules will be extended (students must manage their own pauses)
  - c) Students enter administration through an active link provided by teacher
5. This functionality can be used by
  - a) Remote students
  - b) Students in class
  - c) Both at the same time
6. Status of students' tests can be tracked via a report in TIDE
7. The restrictions the system enforces are:

- a) Student must use the link supplied by the teacher
- b) Student still enters first name, student ID, and in special cases, the session ID to start
- c) Session (and tests within the session) are only available during the timeframe set up by the teacher. (Session Window)
- d) In the Test Delivery System, this option for testing will be called “**Assignments**”.

### C. Proctored Session Set-up

1. Proctored sessions can now be set up in advance.
2. Upcoming Session dashboard and scheduler available
3. Each session requires a date range – this is the span of time the teacher expects to access the session and administer all tests within the session. (Session can only be opened and closed one-time within the date range.)

### D. User Visibility Improvements

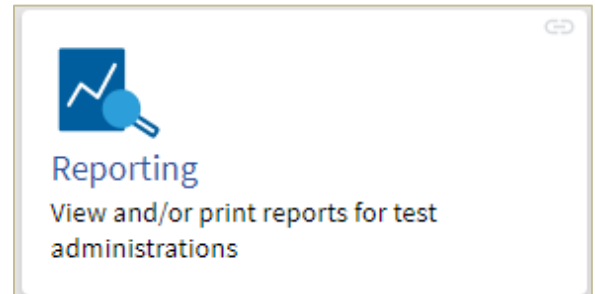
1. More filters available when selecting tests for sessions
2. Currently selected window open and visible during selection
3. Full screen view of Test Session ID (screen-saver view)

### E. Improvements for Student Experience

1. Global and Item Level Notes
  - a) Resizable to reduce screen blocking
  - b) Within writing items
    - i. Cut, Copy, Paste to and from notes
    - ii. Some advanced editing features such as word count.
2. Desmos Calculators
  - a) Number pad now on right side of keypad
  - b) Updates from Desmos included like new functionality for converting decimals into fractions.
3. Strikethrough presentation improved and cleaner

## IV. Reporting

- A. Now allows data visibility and access by type of test in a new landing page
- B. District Users have access to Filter by School
- C. School and Teacher users have access to Filter by Roster
- D. Test Grade column available – additional sorting option.
- E. Within the report view for a test
  - 1. All users have option to Breakdown/Filter results by
    - a) Gender
    - b) Grade (of student(s))
    - c) Section 504



## V. Author/Create

- A. NEW Checkpoint item bank
  - 1. ELA and Math K-HS (K-2 available in mid/late fall)
  - 2. Science 3 – HS
  - 3. By end of August 2020, *ClearSight* banks will have more than 10,000 items

